

Combination Storm & Screen Doors

DSTR

- Safety Glazed w/ Tempered Safety Glass
- Screened w/ Aluminum Wire Cloth



Complete Unit - Door w/ glass insert & screen insert

Size	8 Light		12 Light		Full Light	
	Item #	List	Item #	List	Item #	List
2'6" x 6'9"	26800S	779.40	-	-	26100S	630.00
2'8" x 6'9"	28800S	783.00	281200S	855.00	28100S	637.20
3'0" x 6'9"	30800S	804.60	301200S	878.40	30100S	660.60
3'0" x 7'1"	3070800S	882.00	30701200S	955.80	307100S	738.00

Glass Insert Only

2'6" x 6'9"	268LTINS	324.00	-	-	261LTINS	221.40
2'8" x 6'9"	288LTINS	324.00	2812LTINS	396.00	281LTINS	221.40
3'0" x 6'9"	308LTINS	331.20	3012LTINS	405.00	301LTINS	230.40
3'0" x 7'1"	308LTINS	331.20	3012LTINS	405.00	301LTINS	230.40

Screen Insert Only

2'6" x 6'9"	26812LTSCRS	147.60	-	-	261LTSCRS	162.00
2'8" x 6'9"	28812LTSCRS	147.60	28812LTSCRS	147.60	281LTSCRS	162.00
3'0" x 6'9"	30812LTSCRS	147.60	30812LTSCRS	147.60	301LTSCRS	162.00
3'0" x 7'1"	30812LTSCRS	147.60	30812LTSCRS	147.60	301LTSCRS	162.00

Specifications

	8-Light/12-Light	Full-Light
THICKNESS	1-3/32"	1-3/32"
WIDTH	3/4" OVERSIZE	3/4" OVERSIZE
LENGTH	1" OVERSIZE	1" OVERSIZE
STILES	3-7/8"	4-3/4"
TOP	4-3/4"	4-3/4"
MIDDLE RAIL	4-3/4"	-
CROSS MEMBERS	-	-
BOTTOM RAIL	7-1/4"	9-1/4"
SASH INSERT	PUTTY GLAZED	WOOD BEAD GLAZED
SASH AND SCREEN INSERT	53-3/4" HIGH	67-3/8" HIGH

DOORS ARE CONSTRUCTED WITH HARDWOOD DOWELS AND STUB TENON. SMOOTH SANDED PINE WITH SQUARE EDGES AND SQUARE STICKING. 3/4" CAN BE SAFELY TRIMMED FROM EACH STILE, TOP AND BOTTOM.




Effective 02/03/14
Cancels 04/29/13

Screen Doors


DSCR

- Western Pine Species
- Charcoal Aluminum Wire
- 1-1/8" Thick



#312
5 Panel Layout

3-5/8" Stiles & Top Rail
7-1/4" Bottom Rail




#200
1 Panel Layout

3-5/8" Stiles & Top Rail
10" Bottom Rail



#200RP
1 Raised Panel

3-5/8" Stiles & Top Rail
7-1/4" Bottom Rail



#400
4 Panel Layout

2-3/4" Stiles & Top Rail
5-1/2" Bottom Rail



#300LL
Full Louver

3-5/8" Stiles & Top Rail
7-1/4" Bottom Rail

1-JT = 1 finger joint in each stile
CLR = Clear stiles
PT = Pressure treated, clear stiles

	312 1-JT		312 CLR		312PT		300LL	
	Item #	List	Item #	List	Item #	List	Item #	List
2'6" x 6'9"	26312S	195.10	—	—	—	—	—	—
2'8" x 6'9"	28312S	195.10	28312CS	214.42	28312CSST	303.64	—	—
3'0" x 6'9"	30312S	203.64	30312CS	223.50	30312CSST	312.84	300LL	426.48
2'10" x 6'11"	210312S	234.76	—	—	—	—	—	—
3'0" x 7'1"	3070312S	234.76	—	—	—	—	—	—

	200 CLR		200RP CLR		400 1-JT	
	Item #	List	Item #	List	Item #	List
2'6" x 6'9"	26200S	249.88	—	—	26400S	136.90
2'8" x 6'9"	28200S	249.88	28RP200S	344.56	28400S	136.90
3'0" x 6'9"	30200S	260.70	30RP200S	354.42	30400S	142.00



PVC & Storm Doors

SNAP

Lafayette PVC Door

- Low maintenance PVC
- 32" or 36" widths, 80" height
- Easy to install
- Durable, long lasting outdoor grade vinyl
- Easy to trim: Can cut the doors 3/8" on sides and 3/8" from the top and 1" from the bottom
- Can use a variety of standard screen door hardware
- Rescreening the door is easy
- Product is UV protected
- Never needs painting
- Classic appearance
- Resists scratches and dents
- Available in white



Lafayette Wide 3-1/2" Stiles & Top Rail, 3-1/2" Bottom Rail	
32"x80"	\$162.75
36"x80"	\$162.75

Hardware Kits	
White (Stock)	\$50.90
Black (S/O)	\$50.90

DSTR

Paul Argoe #601 Fixed Wood Storm Door



- White Pine Wood
- F-66 Layout 6 Light Door
- Tempered Safety Glass
- 3-5/8 Stiles, 3-5/8 Top & Upper Middle Rail
- 3-5/8 Mullions, 5-3/4 Lock Rail, 10" Bottom Rail
- Net Size: 36-1/4 x 81"

Item#	Size	List
30F66S	3-0 x 6'8" x 1-1/8	574.56