


Specialty Windows

TW



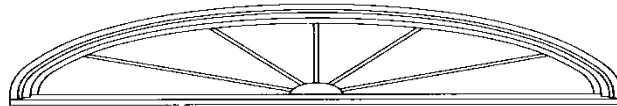
Standard Features:

- 4-9/16" Jamb
- WM180 Primed Brick Moulding
- 7/8" Wood Grille
- 5/8" Clear Insulated Glass



Half Round Windows

SIZE	LIST
2'8" (3 spoke grille)	283.18
3'0" (3 spoke grille)	283.18
4'0" (3 spoke grille)	436.08
TO FIT OVER 1/0 3/0 1/0 ENTRY DOOR	
63" (5 spoke grille)	678.13



Elliptical Windows

SIZE	FITS OVER	ITEM	LIST
3'0" x 11"	3/0	ELIP36P	391.23
5'3" x 11"	1/0 3/0 1/0	ELIP63P	838.35
5'7" x 11"	1/2 3/0 1/2	ELIP67P	894.24
72-1/2" x 11"	6/0 Double w/T	ELIP72P	962.55

NOTE: 5 spoke open hub grille standard except for 3/0 (3 spoke)

ADD \$25.00 NET FOR SHOP MULLING


Accent Windows

TW

Standard Features:

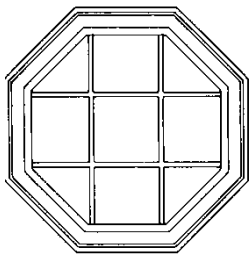
- 4-9/16" Jamb
- WM180 Primed Brick Moulding
- 7/8" Wood Grille
- 5/8" Clear Insulated Glass

Full Circle



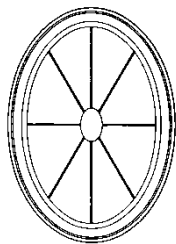
Size	Item #	R.O.	List
2'0"	RW20P	26" x 26"	304.29*
3'0"	RW30P	38" x 38"	422.28*

Octagon



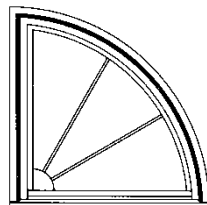
Size	Item #	R.O.	List
1'8"	OW18P	22" x 22"	131.66
2'0"	OW20P	26" x 26"	140.34
2'0" Operating	OW20OP	26" x 26"	500.66
2'0" w/ GBG (7/8")	OW20GBGP	26" x 26"	140.34
2'8"	OW28P	34" x 34"	357.70

Oval



Size	Item #	R.O.	List
2'0" x 3'0"	OVW20P	26" x 38"	701.43*

Quarter Circle



Size	Item #	R.O.	List
2'2" x 2'8"	QR28P	34" x 34"	553.93*

*non-stock item

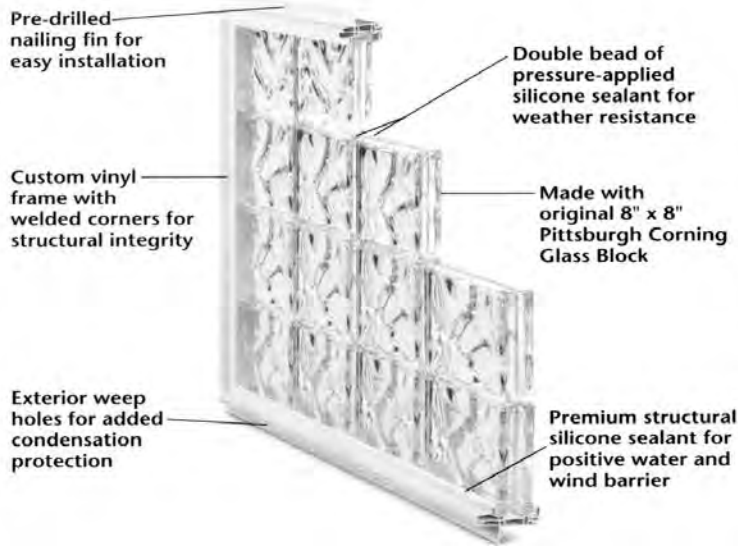


Effective 04/01/11

Cancels 10/01/08

Glass Block Windows

GLASS



Randolph-Bundy Stock Units in White Vinyl Frames with Nailing Fins

Item #	Nominal Size	Rough Opening	Block Layout	Pattern	List
W4040DEC3	40" x 40"	40-15/16" x 40-15/16"	5 x 5	Decora	792.00
W4848DEC3	48" x 48"	48-3/4" x 48-3/4"	6 x 6	Decora	990.00
W4040ICE3	40" x 40"	40-15/16" x 40-15/16"	5 x 5	IceScapes	792.00
W4848ICE3	48" x 48"	48-3/4" x 48-3/4"	6 x 6	IceScapes	990.00

Why Glass?

PROS	CONS
<ol style="list-style-type: none"> 1. Glass maintains its luster. It does not fade, cloud or crack with age, therefore it maintains greater light transmission. 2. Glass is easily cleaned. Glass is not affected by commonly used household cleaners, like Windex. 3. Glass resists scratching. 4. Glass block units have the same energy efficiency as acrylic block units. 5. Does not have visible vinyl muntin strips between each block, therefore providing a monolithic, 1-piece appearance. 	<p>It is heavier than Acrylic. But, would you choose a patio door because it was lighter weight? Remember, it is only heavier <u>once!</u></p>



Effective 04/01/11

Cancels 10/01/08

Shower System Kits



Shower System Kits

Standard Fit Shower System - 60" x 32"



Layout	List
Left Drain/Right Entry	3,420.73
Right Drain/Left Entry	3,420.73

Walk-In Shower System - 72" x 51"



Layout	List
Right Hand Entry	5,771.15
Left Hand Entry	5,771.15

All Pittsburgh Corning Shower Systems are pre-designed to include:

- Premiere Series Glass Block
 - Timeless beauty and practicality
 - Durability and ease of maintenance
- Customized Acrylic Base
 - Designed to accommodate and support glass block
 - Installed like traditional shower bases to help reduce installation time and labor coordination
 - Stain-resistant, durable, easy to clean
- Doors
 - Pre-selected to fit and install with shower systems
- Detailed Instructions and Bill of Materials
 - Simplifies ordering and installation
- Installation Options
 - Mortar Installation
 - Mortar-less ProVantage® Glass Block Installation System with special spacer system and joint finish for ease of use